

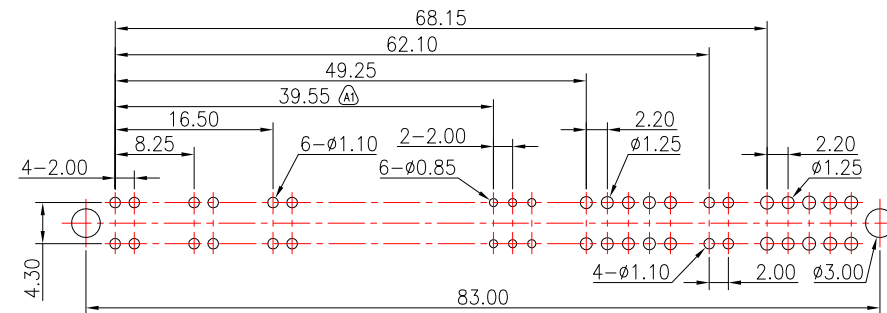
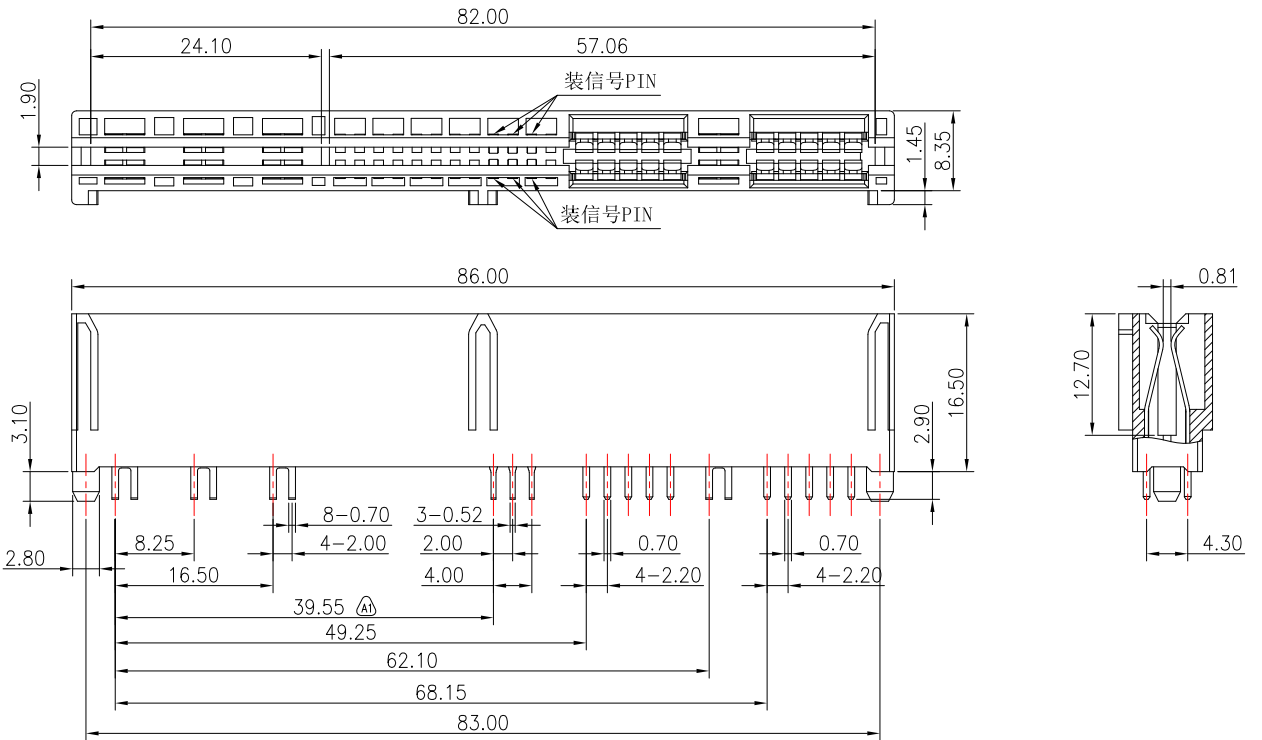
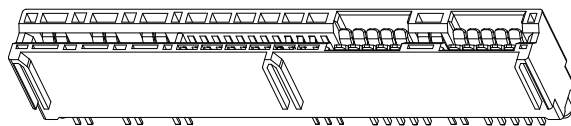
# 客户图

## NOTES:

1. FINISH:
  - 1.1 HOUSING: LCP NATURAL, UL94V-0.
  - 1.2 CONTACT: COPPER ALLOY, GOLD (SEE P/N) PLATED IN CONTACT AREA, MATTE TIN PLATED IN SOLDER AREA, 50u" MIN. NICKEL UNDERPLATED OVERALL.
2. ELECTRICAL:
  - 2.1 CURRENT RATING: 1.0A/SIGNAL PIN.  
25A/AC POWER PIN  
75A/DC POWER PIN
  - 2.2 DIELECTRIC WITHSTANDING VOLTAGE:
    - DC/AC POWER: 2000V AC FOR 1 MINUTE
    - SIGNAL PIN: 500V FOR 1 MINUTE
    - BETWEEN AC POWER PIN AND SIGNAL PIN: 3000V AC FOR 1 MINUTE
    - BETWEEN AC POWER PIN AND PE POWER PIN: 2000V AC FOR 1 MINUTE
    - BETWEEN PE POWER PIN AND SIGNAL PIN: 1000V AC FOR 1 MINUTE
  - 2.3 INSULATION RESISTANCE: 500MΩ MIN.
  - 2.4 CONTACT RESISTANCE: POWER PIN: AC POWER:5mΩ MAX  
DC POWER:1mΩ MAX  
SIGNAL PIN: 25mΩ MAX
3. OPERATION TEMPERATURE: -40°C TO +115°C.
4. ORDER INFORMATION:

62G2-F 018 S0 165 C 01

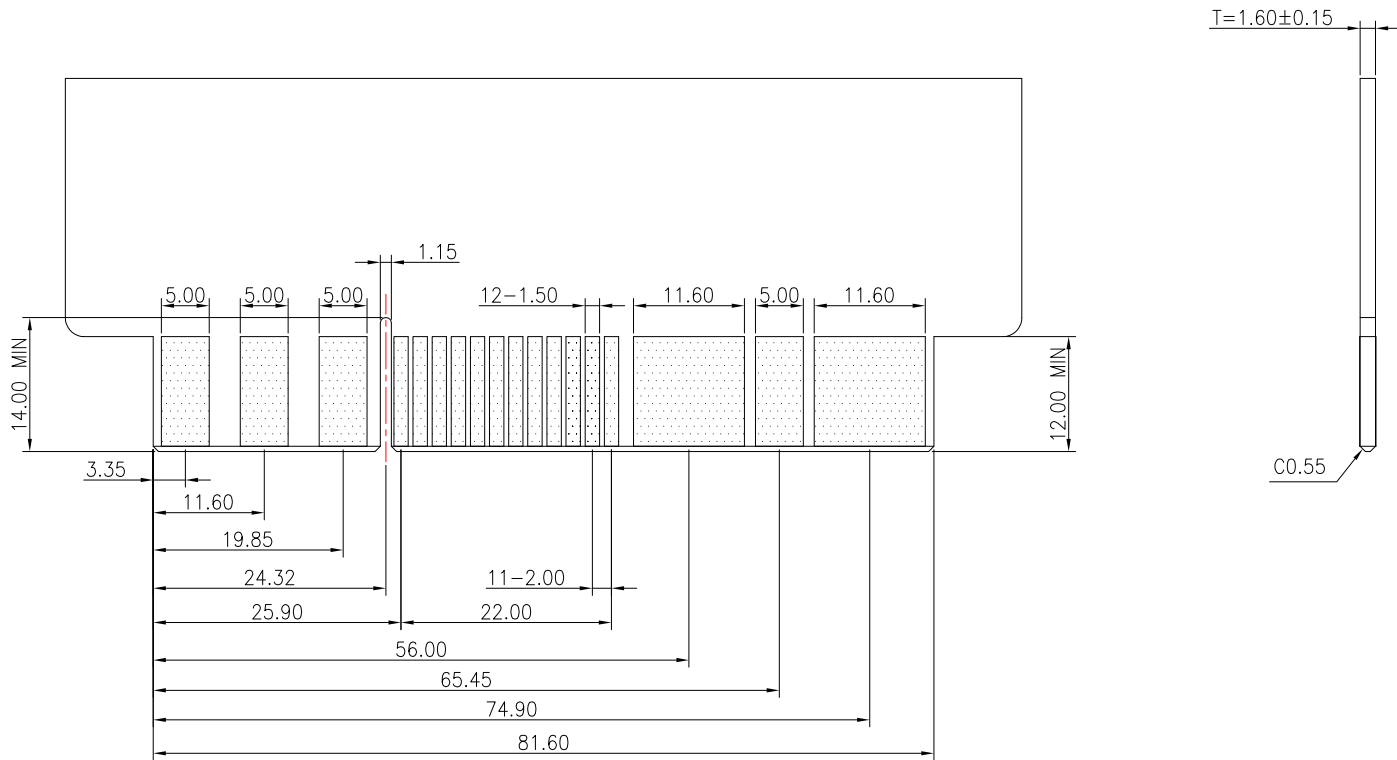
| Pin数码      | 端子电镀:             | 塑胶高度:      | 包装方式:  |
|------------|-------------------|------------|--------|
| 018=2*9PIN | S0=Gold Flash/Tin | 165=16.5mm | C=TRAY |
|            | S3=5u" Gold/Tin   |            |        |
|            | S4=10u" Gold/Tin  |            |        |
|            | S5=15u" Gold/Tin  |            |        |
|            | S6=30u" Gold/Tin  |            |        |



RECOMMENDED PCB LAYOUT(TOP SIDE)  
PCB BOARD TOLERANCE±0.05

|     |      |                          |  | OPERATION |         | DRAW     |  | WLY    |    | 2021.12.13 |     |  |                 |
|-----|------|--------------------------|--|-----------|---------|----------|--|--------|----|------------|-----|--|-----------------|
|     |      |                          |  | X.X       | ±0.40   | DESIGN   |  | Jensen |    | 2021.12.13 |     | <b>SOLEPIN</b> 东莞市硕品电子有限公司<br>Professional connector manufacturer DONGGUAN SOLEPIN ELECTRONICS CO., LTD. |                 |
|     |      |                          |  | X.XX      | ±0.25   | CHECK    |  | Jack   |    | 2021.12.13 |     |  |                 |
|     |      |                          |  | X.XXX     | ±0.15   | APPROVE  |  | Andy   |    | 2021.12.13 |     |  |                 |
| AO  | NEW  |                          |  | Angle     |         | ±3°      |  | SHEET  |    | 1/2        |     | TITLE: HYBRID POWER CARD EDGE 180°DIP TYPE   |                 |
| REV | DATE | MODIFICATION DESCRIPTION |  | CHANGE    | APPROVE | DIM. TOL |  | UNIT   | mm | SCALE      | 1:1 | PROJ.  | DRAW NO. SP-571 |

# 客户图



RECOMMENDED MATTING BOARD FOTPRING  
TOLERANCE ±0.05

|     |      |                          |        |         |             |         |        |            |  |       |          |                                     |          |        |
|-----|------|--------------------------|--------|---------|-------------|---------|--------|------------|--|-------|----------|-------------------------------------|----------|--------|
|     |      |                          |        |         | OPERATION   | DRAW    | WLY    | 2021.10.26 | <b>SOLEPIN</b> 东莞市硕品电子有限公司<br>Professional connector manufacturer DONGGUAN SOLEPIN ELECTRONICS CO., LTD. |       |          |                                     |          |        |
|     |      |                          |        |         | X.X ±0.40   | DESIGN  | Jensen | 2021.10.26 |  |       |          |                                     |          |        |
|     |      |                          |        |         | X.XX ±0.25  | CHECK   | Jack   | 2021.10.26 | SIZE   | A4    | PART NO. | 62G2-F018S0165C01                   |          |        |
| AO  |      | NEW                      |        |         | X.XXX ±0.15 | APPROVE | Andy   | 2021.10.26 | SHEET  | 2/2   | TITLE:   | HYBRID POWER CARD EDGE 180°DIP TYPE |          |        |
| REV | DATE | MODIFICATION DESCRIPTION | CHANGE | APPROVE | Angle ±3°   | DIM.    | TOL    | UNIT       | mm   | SCALE | 1:1      | PROJ.                               | DRAW NO. | SP-571 |