

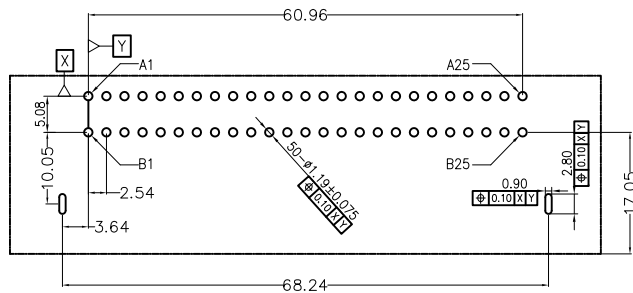
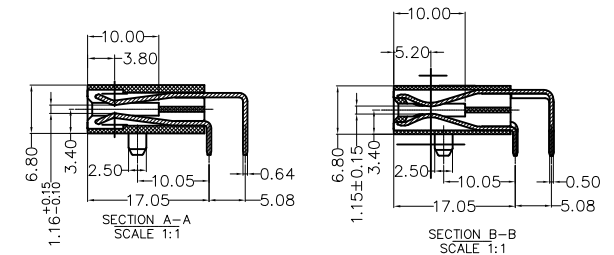
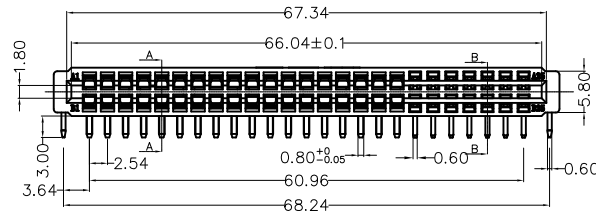
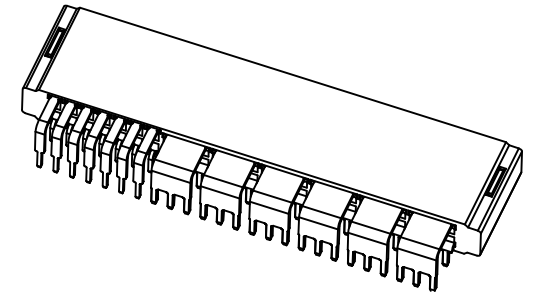
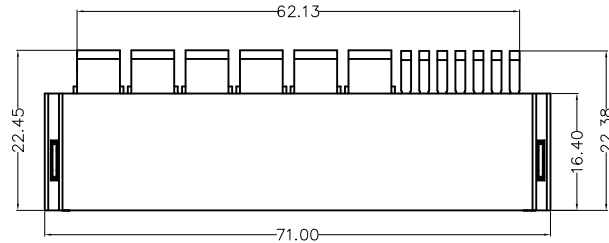
客户图

NOTES:

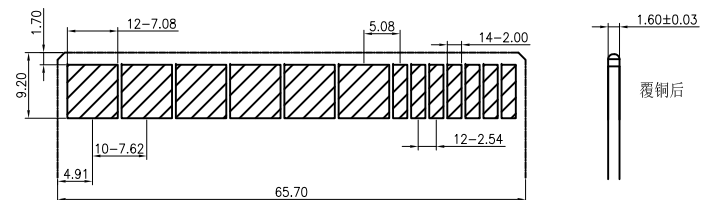
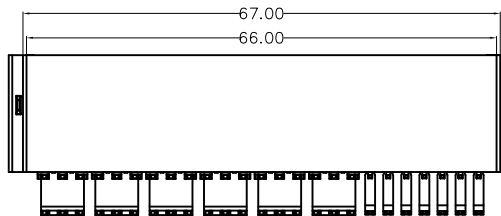
- ELECTRICAL CHARACTERISTICS
 - VOLTAGE RATING: 250V
 - CONTACT RESISTANCE: 10 MILLIOHMS MAX. INITIAL.
15 MILLIOHMS MAX. AFTER TEST.
 - INSULATION RESISTANCE: 1000 MEGOHMS MIN. AT 500VDC.
 - DIELECTRIC WITHSTAND VOLTAGE: 500 VDC RMS. MIN. AT SEA LEVEL.
- MECHANICAL CHARACTERISTICS:
 - TOTAL INSERTION FORCE: 70.0 N MAX USE 1.60mm THICKNESS GAUGE.
 - TOTAL WITHDRAW FORCE: 10 N MIN USE 1.60mm THICKNESS GAUGE.
 - CONTACT RETENTION FORCE: 0.5 Kgf MIN.
 - DURABILITY: 200 CYCLES.
- ENVIRONMENTAL CHARACTERISTICS:
 - OPERATION TEMPERATURE RANGE: -55°C TO +105°C.
- LEAD-FREE AND ROHS COMPLIANT PRODUCT
- UNLESS OTHERWISE SPECIFIED, ALL TOLERANCES FOLLOW DRAWING COMMON STANDARD.
- PACKAGING: SEE PACKAGE SPECIFICATION.
- POWER SINGLE PIN MAX CURRENT 36A (SUM:12 PIN).
SIGNAL SINGLE PIN MAX CURRENT 7A (SUM:14 PIN).
- CONTACT PLATING: CONTACT SEGMENT: NI: 50-120 μ , AU: 15/30 μ ; (SEE NOTE1)
WELDING SEGMENT: NI: 50-120 μ , TIN: 80-140 μ
- CHECK WITH GAUGE.

D61H1-F 028 S4 058 C 01

端子电镀: S4=10 μ Gold/Tin SN=TIN
 塑胶高度: 058=5.80mm
 包装方式: C=TRAY



RECOMMENDED PCB LAYOUT



RECOMMENDED GOLD FINGER

						OPERATION	DRAW	WLY	2021.12.25	SOLEPIN 东莞市硕品电子有限公司			
						X.X ±0.40	DESIGN	Jensen	2021.12.25	Professional connector manufacturer DONGGUAN SOLEPIN ELECTRONICS CO., LTD.			
						X.XX ±0.25	CHECK	Jack	2021.12.25	SIZE	A4	PART NO.	D61H1-F028S4058C01
						X.XXX ±0.15	APPROVE	Andy	2021.12.25	SHEET	1/1	TITLE:	金手指电源连接器加信号
AO		NEW				Angle ±3°	UNIT	mm	SCALE	1:1	PROJ.	DRAW NO.	SP-1689
REV	DATE	MODIFICATION DESCRIPTION	CHANGE	APPROVE		DIM. TOL							